



SAF-HOLLAND Group

HOLLAND GOOSENECK JACKS

STANDARD JACKS, SINGLE PIN & DUAL PIN DROP LEGS



With the Ultimate
Corrosion Protection

THE INDUSTRY'S QUALITY STANDARD
FOR GOOSENECK TRAILER JACKS



HOLLAND GOOSENECK TRAILERS

HOLLAND GOOSENECK JACKS SET THE STANDARD

SAF-HOLLAND offers a complete family of gooseneck jacks to meet a wide range of gooseneck trailer applications. Lift capacities from 6,500 lbs. to 25,000 lbs. for single legs (double for a set) and static load capacities from 12,000 lbs. to 25,000 lbs. (double for a set). Standard crank, drop legs, spring retracted drop legs, and even dual pin models are offered.

PROVEN PERFORMANCE.

All jacks feature high-strength steel tubing and robust pull handles for durable operation. Foot styles include a welded large, durable round or square steel foot, or a tough landing gear skidfoot. A sealed top cover is used to resist water and contaminant infiltration. All temperature grease, rated to -65°F provides easy operation in all weather conditions.

All gooseneck jacks utilize the tube-in-a-tube design for greater stability and improved side load capacity.

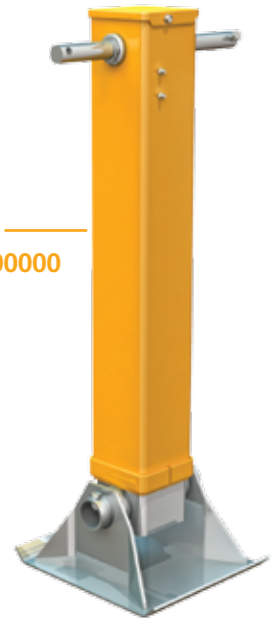
For drop leg models, the lower leg sections can be set in a variety of increments. A special removable stop is used for easy drop leg replacement that also prevents it from dropping out.



STANDARD LEGS



LG4701-720000000
ATLAS 55™ Gooseneck
Two Speed



LG4701-710000000
ATLAS 55™ Gooseneck
Single Speed

Available
in a Set
LG4701-700000000



LG9700-710000000
Model 49000 Leg
(Single speed - no drop)

OPTIONAL ACCESSORIES

- The Dual Pin and 48000 Series are available with optional mounting brackets with a 4-bolt hole pattern for easy attachment.
- Strut Brackets, Cross Shafts, Strut Braces and other accessories are available.*

* Please see our Accessories Catalog, XL-AM10013PM-en-US for more complete information.

DROPPER JACKS



SAF-HOLLAND Group

SINGLE PIN DROP LEGS



LG8700-31000000
Model 48000
Standard
Drop Leg



LG8700-31200000
Model 48000
Cam-Lock
Drop Leg



LG8700-313072000
Model 48000SL
Spring Loaded
Drop Leg



LG4700-324000000
Model 51000
Two Speed
with Drop Leg



LG4700-314000000
Model 51000
Single Speed
with Drop Leg

Available
in a Set
LG4700-304000000

PREMIUM PATENTED DUAL PIN MODELS

- The Dual Pin design adds a convenient foot operated, spring-action lever that lowers or raises the drop section, keeping hands away from the load.
- With the handle lowered on spring loaded models, the drop section automatically retracts.
- The Dual Pin technology adds stability and significant static load capacities.



LGD700-212072000
Dual Pin
Non-Spring Loaded
Drop Leg

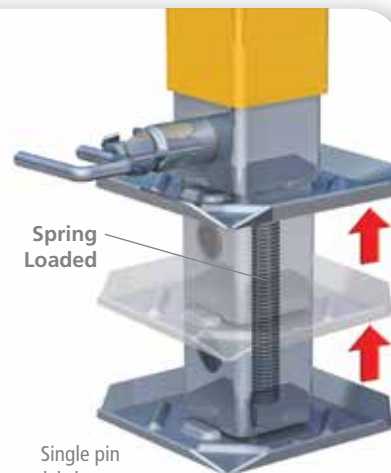


LGD700-213072000
Dual Pin
Spring Loaded
Drop Leg

On single pin and dual pin **Spring Loaded** models, the lower leg retracts automatically for convenience.

Single Pin Model 48000SL:
LG8700-313072000

Dual Pin Model:
LGD700-21307200



By simply stepping on the easy to operate lever, the Dual Pin drop section is lowered or raised; another safe and time-saving design.



ADVANCED CORROSION PROTECTION IS STANDARD

The BLACK ARMOUR™ metal protection process, unlike a primer, paint or powder coating, chemically bonds with metal to form a protective skin that is impervious to water and anti-icing chemicals. BLACK ARMOUR™ is top coat compatible without pre-sanding. BLACK ARMOUR™ will not shrink and remains flexible to resist gravel impingement. If scraped, BLACK ARMOUR™ inhibits the spread of rust creep.


BLACK ARMOUR™

BLACK ARMOUR™ chemically bonds with metal to form a protective skin that when chipped or scraped will confine the corrosion.



COMPETITIVE STANDARD

Standard competitive coatings simply cover the metal, allowing the metal structure to remain vulnerable to the spread of corrosion when chipped or scraped.

















WHY IS BLACK ARMOUR™ METAL TREATMENT SO EFFECTIVE IN ELIMINATING NEARLY 100% OF RUST CREEP?

Because of the unique chemical composition of BLACK ARMOUR™ metal treatment, it doesn't simply coat metal, it literally grafts to it. In fact, so superior are its bonding capabilities, should chipping occur, BLACK ARMOUR™ metal treatment will limit the penetration to the exposed area.



FEATURES

PERFORMANCE FEATURES AND SELECTION CHART

IMAGE	PART NO. & DESCRIPTION	LIFT CAPACITY (lbs.)	RATED STATIC LOAD (lbs.)	WEIGHT (lbs.)	TRAVEL			DROP INCREMENTS (in.)	Centerline of Shaft to Shoe Bottom	
					LIFT (in.)	DROP (in.)	TOTAL (in.)		RETRACT LENGTH (in.)	EXTEND LENGTH (in.)
STANDARD GOOSENECKS										
	LG9700-710000000 49000 Standard Leg BLACK ARMOUR™	10,000 @ 100 ft-lbs.	15,000	36	17	None	17	None	25.1	42.1
	LG4701-700000000** Atlas 55 Gooseneck Set BLACK ARMOUR™	50,000 @ 90 ft-lbs.	50,000	152	17	None	17	None	31.2	48.2
	LG4701-710000000** Atlas 55 Gooseneck Single Speed BLACK ARMOUR™	6,500 @ 100 ft-lbs.	25,000	68	17	None	17	None	31.2	48.2
	LG4701-720000000** Atlas 55 Gooseneck Two Speed BLACK ARMOUR™	25,000 @ 45 ft-lbs.	25,000	84	17	None	17	None	31.2	48.2
SINGLE PIN DROP LEGS										
	LG4700-304000000 Atlas 55 Gooseneck Drop Leg Set BLACK ARMOUR™	50,000 @ 90 ft-lbs.	50,000	158	13.5	12	25.5	4	26.8	52.3
	LG4700-314000000 Atlas 55 Gooseneck Single Speed w/Drop Section BLACK ARMOUR™	6,500 @ 100 ft-lbs.	25,000	71	13.5	12	25.5	4	26.8	52.3
	LG4700-324000000 Atlas 55 Gooseneck Two Speed w/Drop Section BLACK ARMOUR™	25,000 @ 45 ft-lbs.	25,000	87	13.5	12	25.5	4	26.8	52.3
	LG8700-310000000 48000 Drop Leg BLACK ARMOUR™	10,000 @ 100 ft-lbs.	12,000	41	13.5	12	25.5	4	24.4	49.9
	LG8700-312000000 48000 Cam-Lock Drop Leg BLACK ARMOUR™	10,000 @ 100 ft-lbs.	12,000	42	13.5	12	25.5	4	24.4	49.9
	LG8700-313072000 48000 Cam-Lock Spring Loaded Drop Leg BLACK ARMOUR™	10,000 @ 100 ft-lbs.	12,000	43	13.5	12	25.5	4	24.4	49.9
	LG8700-31305P000 48000 Cam-Lock Spring Loaded Drop Leg Gray Powder Coat 4-Hole Mounting Plate	10,000 @ 100 ft-lbs.	12,000	46	13.5	12	25.5	4	24.4	49.9
DUAL PIN DROP LEGS										
	LGD700-212072000 Dual Pin Non-Spring Loaded BLACK ARMOUR™	12,500 @ 100 ft-lbs.	20,000	42	12	14	26	2	24.3	50.3
	LGD700-213072000 Dual Pin Spring Loaded BLACK ARMOUR™	12,500 @ 100 ft-lbs.	20,000	41	12	14	26	2	24.3	50.3
	LGD700-21305C000 Dual Pin Spring Loaded Drop Leg Gray Powder Coat 3-Hole Mounting Plate	12,500 @ 100 ft-lbs.	20,000	45	12	14	26	2	24.3	50.3

** Other footwear and lift heights available as options; these options will alter weights and lengths listed above.



SAF-HOLLAND is a leading supplier of highly efficient components, systems and service programs in the global commercial vehicle industry. Our three core product brands are recognized for delivering innovative solutions that optimize fleet operations in every corner of the world.



**TRAILER AXLES AND
SUSPENSION SYSTEMS**



**COUPLING AND LIFTING
TECHNOLOGIES**



**SUSPENSIONS FOR
TRUCKS AND BUSES**

With our team of over 3,000 employees and a worldwide network of over 9,000 service partners, we serve our fleet customers with know-how and passion, and always focused on one target: **Engineering your road to success.** Anywhere in the world. Under any conditions. 365 days a year.

HIGHLY EFFICIENT COMPONENTS AND SYSTEMS FOR TRUCKS AND TRAILERS



EUROPE | AMERICAS | AFRICA | ASIA | MIDDLE EAST | AUSTRALIA

safholland.com

SAF-HOLLAND, Inc.
888.396.6501 Fax 800.356.3929

SAF-HOLLAND Canada Limited
519.537.3494 Fax 800.565.7753
Western Canada 604.574.7491 Fax 604.574.0244