



SAF-HOLLAND Group

HOLLAND CB4000 SERIES

AIR SUSPENSION
SLIDER AXLE
SYSTEM FOR
DRY VAN
AND REEFER
APPLICATIONS





SAF-HOLLAND Group

CB4000 AIR SUSPENSION SLIDER

40,000 lbs.
(18,143 kg)

CAPACITY

OPTIONAL AIR RELEASE

is a simple pneumatic pin-pull system. The Air Release design has fewer components than most competitive models and allows easy manual operation in the event of an air-down situation.

QwikRelease™ PIN PULL


Patented QwikRelease makes slider adjustment safe, easy, and efficient requiring 20% less pulling effort than the competition. Saves time allowing one person repositioning of the slider, and by eliminating the problem of bound-up pins.

CAST TRAILING ARM

Integral cast beam design optimizes critical strength-to-weight ratios maximizing durability and strength.

5" ROUND AXLES

Traditional 5" drum brake axles with tapered or parallel spindles and 16" x 7" standard duty brakes.




AXLE SYSTEM

SLIDER SUB-FRAME

Strategically located full height cross members and reinforcement ribs to resist racking and buckling.

UPPER BODY RAILS

Optional roll formed body rails manufactured from high strength 80,000 yield steel.



SwingAlign™


The industry's fastest and most convenient axle alignment system requires no replacement parts or disassembly. Axle alignment is achieved by direct adjustment of the lead screw requiring less than 250 ft. lbs. of torque.

AIR SPRING

TOFC compatible air spring, when used with a standard pneumatic dump valve.

PosiLok™

Eliminates dock walk and squat to create a more stable and safe loading/unloading environment.



CB4000 SERIES SPECIFICATIONS

BASE MODEL

RIDE HEIGHT

	16"	16.5"	17"	18"
CB4000 Configuration Number	D00ABCL121Q1E31	D00ABCL131Q1G31	D00ABCL141Q1J31	D00ABCL151Q1L31
Part Number	D00AB40040131	D00AB40040132	D00AB40040133	D00AB40040134

See Configuration Code Sheet for full ordering (XL-AR450)

STANDARD FEATURES

- SwingAlign – Advanced axle alignment mechanism
- PosiLok – Anti-dock walk device
- Precision response valve with integral dump
- Side sills to accommodate Holland slider rails
- Fully assembled
- 48" slider width

STANDARD AXLE PACKAGE INCLUDES

- 5" round 77-1/2" track with ABS blocks
- Nominal 5/8" wall axle
- Tapered spindles
- 16" x 7" standard duty brakes
- 28 spline brake cam, 20-5/8"

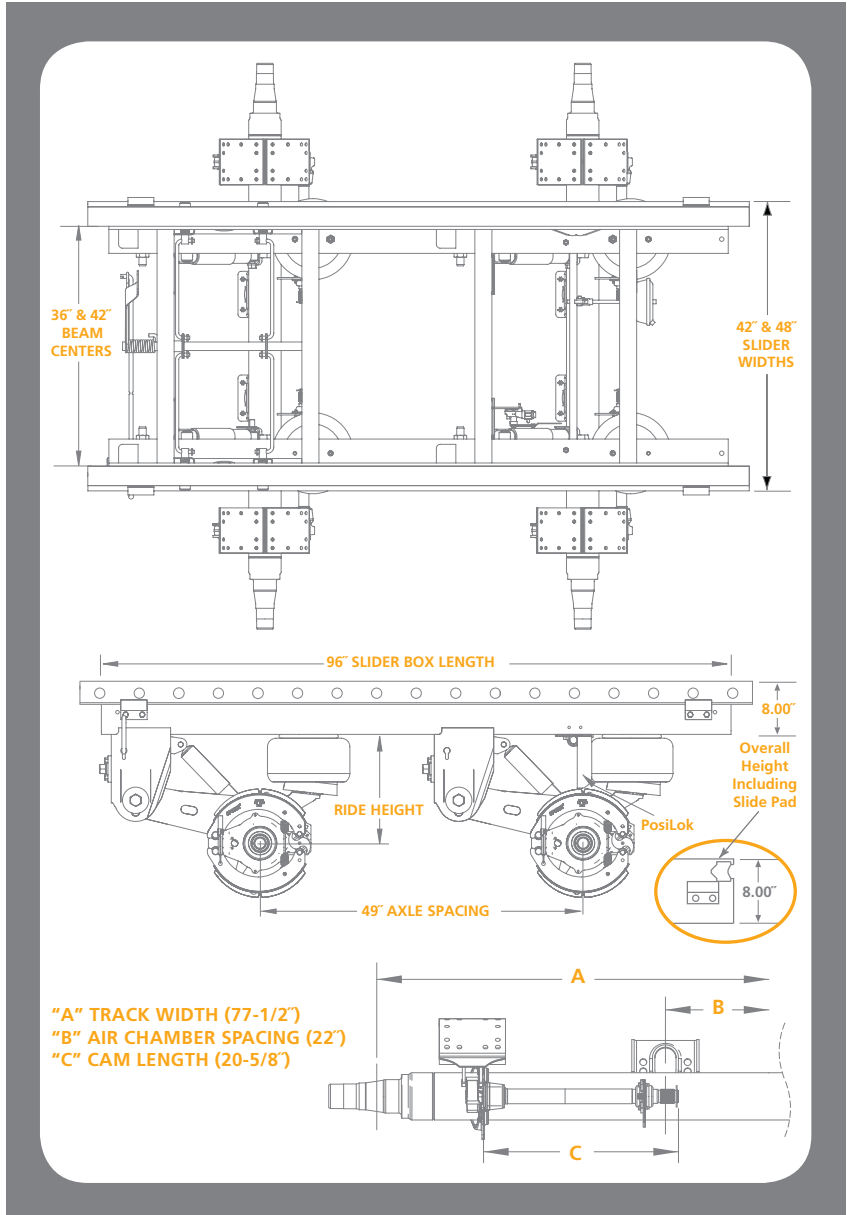
OPTIONS

- Air Release
- Slider configurations to accommodate TTMA and Hutch slide rails
- Air tank, mud flap and stinger brackets
- 42" slider width
- Extended life brake linings
- Parallel spindles

SUPPORT ITEMS (SOLD SEPARATELY)

- Holland (Binkley) slider rails
- Manual stop bars for 42" and 48" wide sliders

Contact SAF-HOLLAND Trailer Suspension Application Engineering for non-standard configurations and special applications.



SAF-HOLLAND USA, Inc.
888.396.6501 Fax 800.356.3929

SAF-HOLLAND Canada Limited
519.537.3494 Fax 800.565.7753
Western Canada 604.574.7491 Fax 604.574.0244