

**HOLLAND FW31 SERIES**  
FIFTH WHEEL



THE WORLD'S FIRST COMPLETELY  
GREASE-FREE FIFTH WHEEL

# HOLLAND FW31 **NoLube**™ SERIES

## THE INDUSTRY'S FIRST COMPLETELY GREASE-FREE FIFTH WHEEL.

Eliminates the use of grease on the top plate surface, between top plate and bracket, and in the lock mechanism.


## BENEFITS OF A HOLLAND NoLube™ FIFTH WHEEL.

- Reduces lubrication cost and time.
- Extends maintenance intervals and improves shop productivity. Absence of grease allows mechanics to work faster.
- Keeps shops clean and safe. Eliminates steam cleaning and costly grease disposal; helps meet EPA regulations.
- Preserves the environment. Avoids citations and fines for excess grease on drive axle and frame.
- Saves on steer tire wear. Maintains consistent steer effort – even in sharp turns – helps reduce steer tire scrub/wear.
- Improves driver productivity. No regreasing on the road. No greasy hands or clothing. Provides a smoother, more fluid ride and constant feel for the way the trailer pulls.

## CAPACITY

**55,000 lbs. (25,000 kg)**  
Maximum Vertical Load

**150,000 lbs. (68,000 kg)**  
Maximum Drawbar Pull



## SUPERIOR TwinLock™ DESIGN.

- 1 High Coupling Protection.** Lock system protects against coupling at an improper height.
- 2 Much greater Kingpin-to-Lock Contact Area,** over competitive models, for longer kingpin and lock life.
- 3 Forged/Cast Steel Locks.** Rear lock is forged, hardened, and machined steel. Front lock is machined and hardened wear-resistant alloy.
- 4 Precision machining of lock mechanism/kingpin interface.**



INDUSTRY LEADING!

**6 Years**  
**600,000 Miles**

The HOLLAND FW31 Series is guaranteed for 6 Years / 600,000 Miles to provide maximum operation performance.

WHAT DOES THE  
PERFORMANCE  
GUARANTEE  
MEAN FOR YOU?

In the unlikely case of wear requiring lock mechanism replacement, SAF-HOLLAND will cover the cost of parts, labor and freight.\*

\* Refer to warranty XL-FW10040WC for full details.



### E-Z GRIP DROP RELEASE HANDLE

protects from damage during a missed couple. Available in left or right-hand, and air release.

### VISIBLE LOCK INDICATOR

provides the driver with a clear visual indication – the shaft fully retracts when lock mechanism is properly closed around the kingpin.

OPEN POSITION

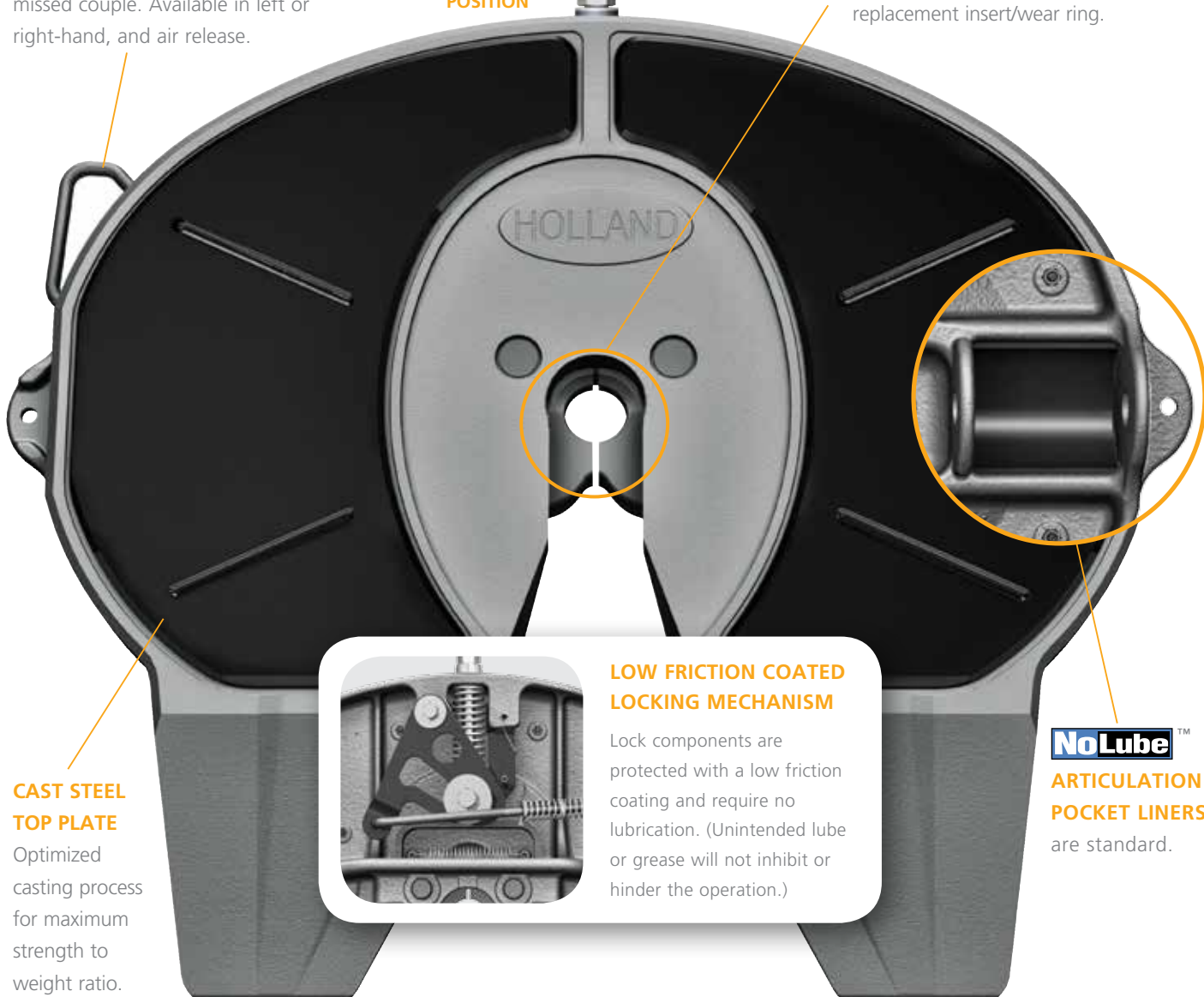
CLOSED POSITION

### EASY LOCK ADJUSTMENT

with infinite adjustment positions improves lock and kingpin durability.

### PRECISION LOCK MECHANISM IS DESIGNED FOR STRENGTH AND DURABILITY

Lock jaws are forged steel and machined for precise kingpin engagement. The cast steel top plate's machined kingpin contact surface provides durability and eliminates need for a replacement insert/wear ring.



### CAST STEEL TOP PLATE

Optimized casting process for maximum strength to weight ratio.



### LOW FRICTION COATED LOCKING MECHANISM

Lock components are protected with a low friction coating and require no lubrication. (Unintended lube or grease will not inhibit or hinder the operation.)


**NoLube™**  
ARTICULATION  
POCKET LINERS  
are standard.



### ADVANCED LUBE PLATE DESIGN

The patented, grease-free design is molded to honeycomb pattern steel plates resistant to peeling, warping, or other damage, for unmatched durability and reliability.

Easy access lube plate fasteners.




# HOLLAND FIFTH WHEEL OPTIONS



SAF-HOLLAND Group

## IN-CAB AIR RELEASE

HOLLAND In-Cab Air Release improves safety, productivity, and helps reduce driver injury. The lock release system allows drivers to quickly and safely uncouple the fifth wheel from the cab using a simple button. Using pneumatic technology to release the fifth wheel, protects the driver from potential physical stress and muscle strain, and improves the efficiency of uncoupling.



### HIGH QUALITY PNEUMATIC CYLINDER

is corrosion resistant ensuring long life and consistent operation.



## THE FLEET ADVANTAGES



### • DRIVER EFFICIENCY IS IMPROVED

The HOLLAND Air Release system helps them stay on schedule, especially with today's diverse drivers.

### • DRIVERS ARE MORE COMFORTABLE

Safer, less strain, fatigue, and potential for injury, especially in bad weather or when access to the release handle is difficult. You may even reduce workers compensation costs.

### • DRIVERS WILL FEEL BETTER

No more greasy, grimy hands and clothes, or unnecessary cleanup time.

## SIMPLE, EASY TO OPERATE, IN-CAB SYSTEM

Here's how it works.

- Set the tractor parking brake to activate the system.
- Then push (or pull, depending on installation) the dash-mounted button to activate a pneumatic cylinder on the fifth wheel to open the lock.



The system allows manual release operation, if necessary.

# FW31 FIFTH WHEEL SPECIFICATIONS

## FW31 TOP PLATE ONLY

MODEL NUMBER		APPROX. WEIGHT
XA-311-A-L-P	Left Hand	255 lbs/116 kg
XA-311-A-P	Right Hand	255 lbs/116 kg



## FW31 TRADITIONAL MOUNT FIFTH WHEEL MODELS


### OUTBOARD MOUNT (8000 SERIES) AIR SLIDE RELEASE

MODEL NUMBER	NOMINAL F.W. HEIGHT	SLIDE TRAVEL	APPROX. WEIGHT
FW31-8003T1L	7.0"	10.7"	524 lbs/238 kg
FW31-8003T2L	7.0"	16.8"	547 lbs/248 kg
FW31-8003T3L	7.0"	24.5"	566 lbs/257 kg
FW31-8003T4L	7.0"	41.3"	627 lbs/284 kg
FW31-8002T1L	8.0"	12.2"	475 lbs/215 kg
FW31-8002T2L	8.0"	18.4"	502 lbs/228 kg
FW31-8002T3L	8.0"	24.5"	515 lbs/234 kg
FW31-8002T4L	8.0"	36.7"	555 lbs/252 kg
FW31-8002T5L	8.0"	48.9"	595 lbs/270 kg
FW31-8001T1L	9.0"	12.2"	481 lbs/218 kg
FW31-8001T2L	9.0"	18.4"	508 lbs/230 kg
FW31-8001T3L	9.0"	24.5"	521 lbs/236 kg
FW31-8001T4L	9.0"	36.7"	561 lbs/254 kg
FW31-8001T5L	9.0"	48.9"	601 lbs/273 kg



### INBOARD MOUNT (7000 SERIES) AIR SLIDE RELEASE

FW31-7003X1L	7.0"	10.7"	484 lbs/220 kg
FW31-7003X2L	7.0"	16.8"	500 lbs/227 kg
FW31-7003X3L	7.0"	24.5"	529 lbs/240 kg
FW31-7003X4L	7.0"	41.3"	549 lbs/249 kg
FW31-7003X5L	7.0"	53.6"	590 lbs/268 kg
FW31-7002X1L11	8.0"	12.2"	446 lbs/202 kg
FW31-7002X2L11	8.0"	18.4"	466 lbs/211 kg
FW31-7002X3L11	8.0"	24.5"	482 lbs/219 kg
FW31-7002X4L11	8.0"	36.7"	511 lbs/232 kg
FW31-7002X5L11	8.0"	48.9"	531 lbs/241 kg
FW31-7001X1L11	9.0"	12.2"	452 lbs/205 kg
FW31-7001X2L11	9.0"	18.4"	472 lbs/214 kg
FW31-7001X3L11	9.0"	24.5"	488 lbs/221 kg
FW31-7001X4L11	9.0"	36.7"	517 lbs/235 kg
FW31-7001X5L11	9.0"	48.9"	537 lbs/244 kg



For Air Release option, add "80" to end of model number. Example: FW31A712XL80.  
For right-hand release, replace "L" with "R" in model number.

Other mounting systems and options are available. Please contact Customer Service for details.

### FIFTH WHEEL FRAME WIDTH CODE CHART

FRAME WIDTH	CODE	FRAME WIDTH	CODE
33.25"	A	34.00"	G
33.38"	B	34.12"	H
33.50"	C	34.25"	J
33.62"	D	34.38"	K
33.75"	E	34.50"	L
33.88"	F		

## FW31 ILS SLIDING MOUNT FIFTH WHEEL MODELS

### OUTBOARD MOUNT

MODEL NUMBER	NOMINAL F.W. HEIGHT	SLIDE TRAVEL	APPROX. WEIGHT
FW31A712XL00	7.1"	12"	443 lbs/201 kg
FW31A724XL00	7.1"	24"	476 lbs/216 kg
FW31A736XL00	7.1"	36"	510 lbs/231 kg
FW31A748XL00	7.1"	48"	543 lbs/246 kg
FW31A812XL00	8.1"	12"	447 lbs/203 kg
FW31A824XL00	8.1"	24"	481 lbs/218 kg
FW31A836XL00	8.1"	36"	515 lbs/234 kg
FW31A848XL00	8.1"	48"	548 lbs/249 kg
FW31A912XL00	9.1"	12"	451 lbs/205 kg
FW31A924XL00	9.1"	24"	485 lbs/220 kg
FW31A936XL00	9.1"	36"	518 lbs/235 kg
FW31A948XL00	9.1"	48"	552 lbs/250 kg



### INBOARD MOUNT

FW31B712XL00	7.1"	12"	428 lbs/194 kg
FW31B724XL00	7.1"	24"	456 lbs/207 kg
FW31B736XL00	7.1"	36"	484 lbs/220 kg
FW31B748XL00	7.1"	48"	512 lbs/232 kg
FW31B812XL00	8.1"	12"	433 lbs/196 kg
FW31B824XL00	8.1"	24"	461 lbs/209 kg
FW31B836XL00	8.1"	36"	489 lbs/222 kg
FW31B848XL00	8.1"	48"	517 lbs/235 kg
FW31B912XL00	9.1"	12"	437 lbs/198 kg
FW31B924XL00	9.1"	24"	464 lbs/210 kg
FW31B936XL00	9.1"	36"	493 lbs/224 kg
FW31B948XL00	9.1"	48"	521 lbs/236 kg



## FW31 STATIONARY MOUNT FIFTH WHEEL MODELS

### FOOT MOUNT

MODEL NUMBER	NOMINAL F.W. HEIGHT	APPROX. WEIGHT
FW31Y600XL00	6.0"	326 lbs/148 kg
FW31Y700XL00	7.0"	329 lbs/149 kg
FW31Y800XL00	8.0"	334 lbs/151 kg
FW31Y900XL00	9.0"	338 lbs/153 kg



Available with corrugated mounting plate - Use Option Code "01".  
Plate weight 115 lbs. adds .94" to fifth wheel height.

### INTEGRATED PLATE MOUNT

FW31Z600XL00	6.0"	345 lbs/156 kg
FW31Z700XL00	7.0"	353 lbs/160 kg
FW31Z800XL00	8.0"	360 lbs/163 kg
FW31Z900XL00	9.0"	356 lbs/161 kg




### BRACKETS ONLY FOR WELDING TO ANGLES

FW31X600XL00	5.6"	297 lbs/135 kg
FW31X700XL00	6.6"	300 lbs/136 kg
FW31X800XL00	7.6"	305 lbs/138 kg
FW31X900XL00	8.6"	309 lbs/140 kg



### BRACKETS WITH MOUNTING ANGLES

FW31W600XL00*	6.0"	355 lbs/161 kg
FW31W700XL00*	7.0"	358 lbs/162 kg
FW31W800XL00*	8.0"	363 lbs/165 kg
FW31W900XL00*	9.0"	367 lbs/166 kg



\* Standard angle dimensions - 4" x 4" x .38" x 36"  
For frame width other than 34", replace 'G' with appropriate letter.



Engineering Your Road to Success

**SAF-HOLLAND** is a leading supplier of highly efficient components, systems and service programs in the global commercial vehicle industry. Our three core product brands are recognized for delivering innovative solutions that optimize fleet operations in every corner of the world.



**TRAILER AXLES AND  
SUSPENSION SYSTEMS**



**COUPLING AND LIFTING  
TECHNOLOGIES**



**SUSPENSIONS FOR  
TRUCKS AND BUSES**

With our team of over 3,000 employees and a worldwide network of over 9,000 service partners, we serve our fleet customers with know-how and passion, and always focused on one target: **Engineering your road to success.** Anywhere in the world. Under any conditions. 365 days a year.

HIGHLY EFFICIENT COMPONENTS AND SYSTEMS FOR TRUCKS AND TRAILERS



EUROPE | AMERICAS | AFRICA | ASIA | MIDDLE EAST | AUSTRALIA

[safholland.com](http://safholland.com)

**SAF-HOLLAND, Inc.**  
888.396.6501 Fax 800.356.3929

**SAF-HOLLAND Canada Limited**  
519.537.3494 Fax 800.565.7753  
Western Canada 604.574.7491 Fax 604.574.0244

XL-FW10023SL-en-US Rev E · 2016-05-23 · Amendments and errors reserved ©SAF-HOLLAND, Inc.  
SAF-HOLLAND, SAF, HOLLAND, NEWAY, NoLube, ELI (Electronic Lock Indicator)  
and ILS (Integrated Low-Weight Slider System) logos are trademarks of  
SAF-HOLLAND S.A., SAF-HOLLAND GmbH, and SAF-HOLLAND, Inc.