



Shown with  
optional air  
chamber

The hook that  
"Work Hardens"  
at contact surfaces  
with the  
drawbar eye!

# **Holland** PH-405 PINTLE HOOK

1-UP YOUR PINTLE HOOK WITH AUSTENITIC MANGANESE STEEL BODY FOR ENHANCED WEAR RESISTANCE

*We took what's great with our tried and true PH-400, and gave it a huge power upgrade. It's our longest lasting hook for 2-3/8" drawbars, and backed by a Best-in-Class 2-Year warranty.*

|                                      |              |             |
|--------------------------------------|--------------|-------------|
| <b>Maximum Gross Trailer Weight:</b> | 100,000 lbs. | (45,360 kg) |
| <b>Maximum Tongue Weight:</b>        | 20,000 lbs.  | (9,071 kg)  |
| <b>Maximum Eye X-Section:</b>        | 1-5/8 in.    | (41 mm)     |
| <b>Minimum Eye Opening:</b>          | 2-3/8 in.    | (60 mm)     |
| <b>Unit Weight:</b>                  | 34.3 lbs.    | (15.6 kg)   |

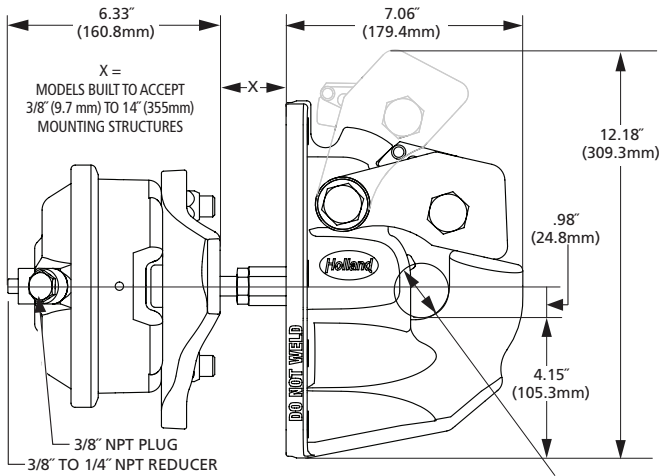


**APPLICATIONS** Heavy-duty 'A' train (converter dolly) doubles and triples applications for bulk liquids, dry bulk, aggregates and quarry materials.

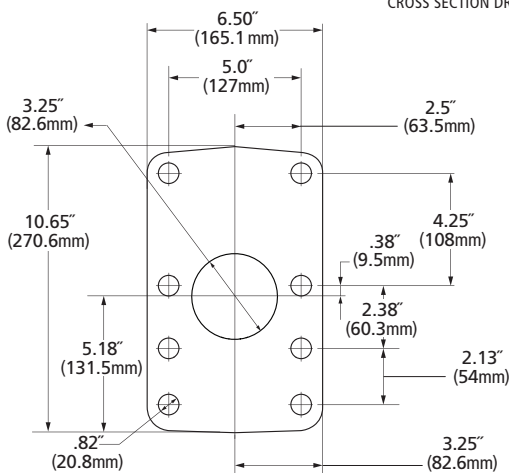
Product covered by one or more United States or Foreign Patents.

# AIR CUSHIONED PH-405 PINTLE HOOK

## Mounting Dimensions



FOR USE WITH 2.375" (60mm) INSIDE DIA. X 1.63" (41mm) CROSS SECTION DRAWBAR



The PH-405 can be used with or without air chamber and is compatible with drawbar eye dimensions of 2.375" (60mm) I.D. with a 1.63" (41mm) cross section.

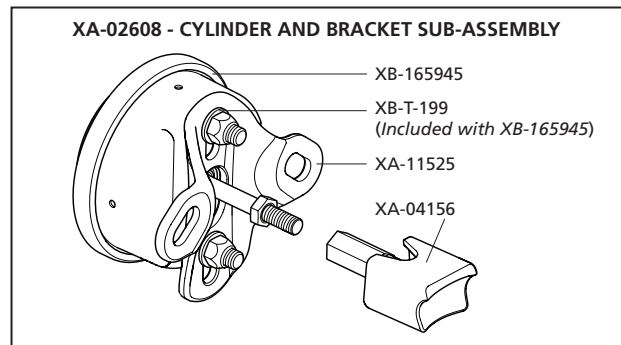
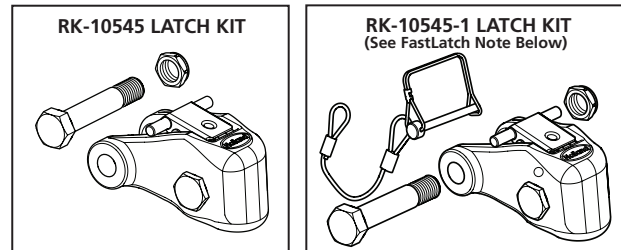
**NOTE:** Rigid mount design with 8-bolt mounting pattern compatible with our popular PH-400 model, Premier 2400, 100-4 and 470 models.

SAF-HOLLAND 2-Year Parts and Labor Warranty.

The Holland PH-405 complies with NOM-035-SCT-2-2010 Safety Specifications and Test Methods.

## Replacement Parts

Replacement parts for the PH-405 are the same as those used by the PH-410/310/210.



**PH-405RA11** – Complete assembly includes pintle hook, plunger, air chamber, and mounting bracket.

**PH-405RN11** – Pintle hook without an air chamber, bracket or plunger.

**PH-405RM11** – Pintle hook with plunger only.

**PH-405RF11** – Pintle hook with plunger and air chamber with 12" cut-to-length rod.

**NOTE:** For FastLatch equipped with a tethered lock pin, replace '11' with '21' in the part number.



XL-PH200775L-en-US Rev A · 2018-12-10 · Amendments and errors reserved ©SAF-HOLLAND, Inc.  
 SAF-HOLLAND, HOLLAND, GOLD LINE Quality Parts and SAF-HOLLAND Original Parts logos  
 are trademarks of SAF-HOLLAND S.A., SAF-HOLLAND GmbH, and SAF-HOLLAND, Inc.

SAF-HOLLAND USA, Inc.  
800.876.3929

SAF-HOLLAND MEXICO  
52.55.5456.8641

SAF-HOLLAND Canada Limited  
519.537.3494  
Western Canada  
604.574.7491

