

OC50FS

Installation and operating instructions



Safety footwear



Respiratory protective equipment



Safety gloves



Eye protection



Tightened with torque wrench



Visual check



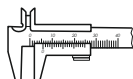
Attention and caution



Lubricate



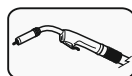
Risk of a limb injury



Dimensional check

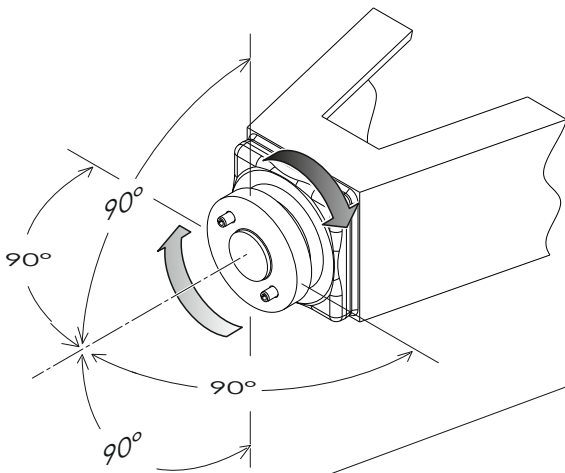


Check and repeat

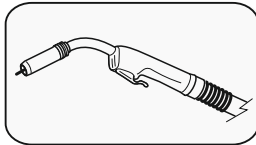
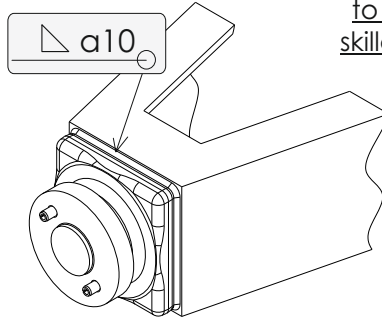


Welding required

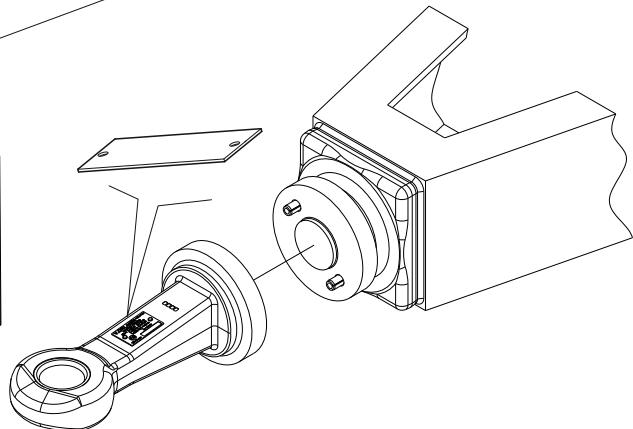
1 - Installation



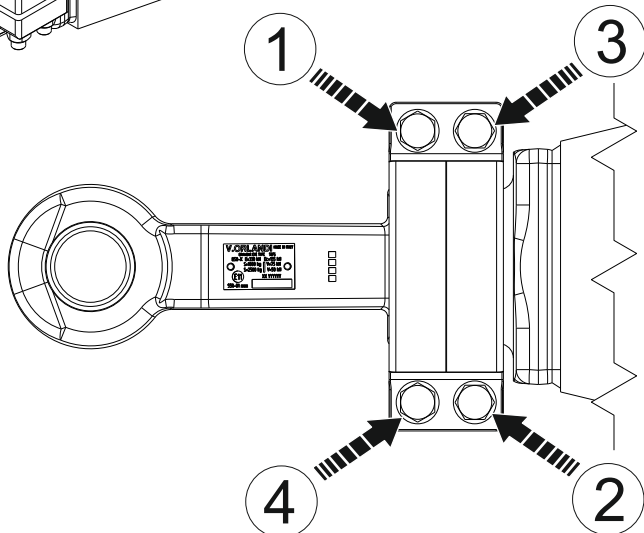
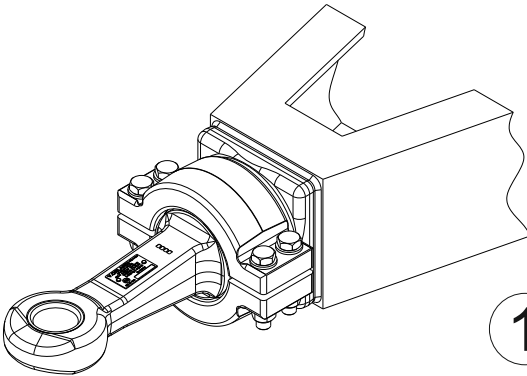
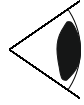
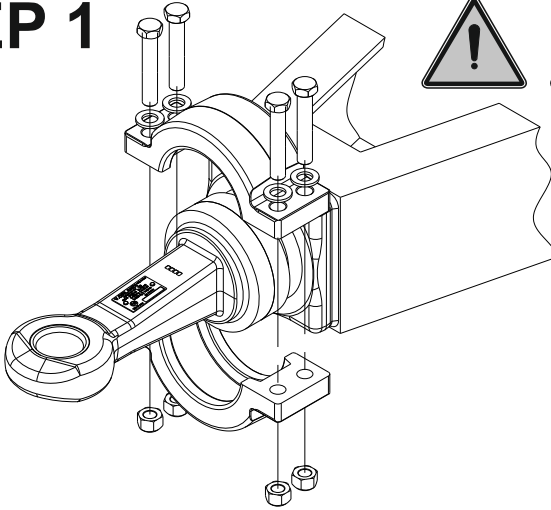
Welding has to be done by skilled personnel




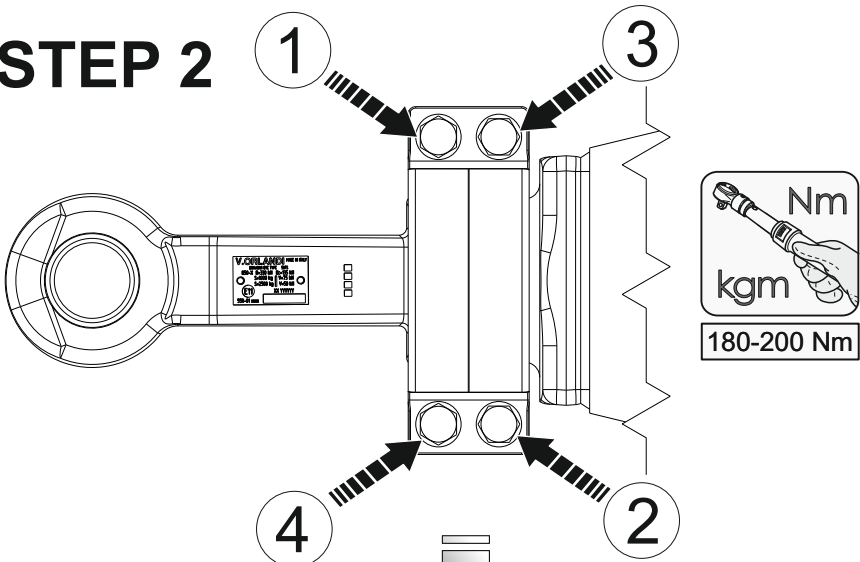
V.ORLANDI MADE IN ITALY
DRAWBAR EYE TYPE SOFS
D50-X D=330 kN Dc=135 kN
S=1000 kg V=75 kN
S=2500 kg V=50 kN
E11 XX YYYYYY
55R-01 11111



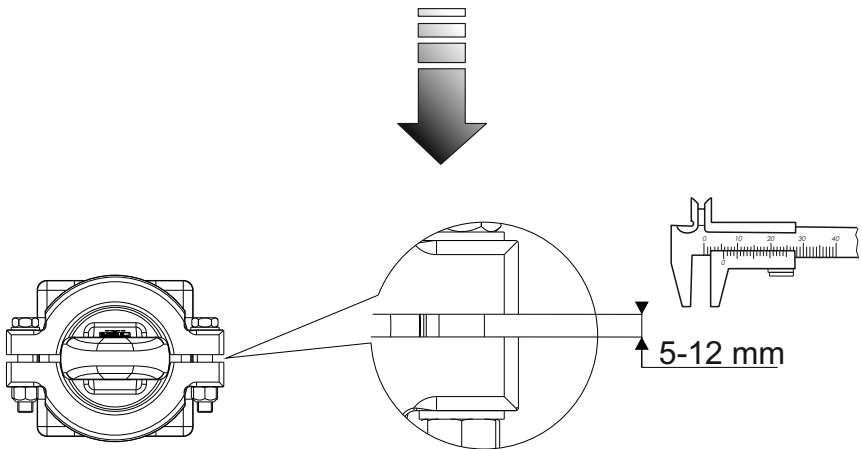
STEP 1



STEP 2

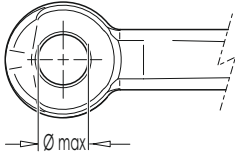


After tightening, check if the torque of 180 - 200 Nm is retained by all screws, otherwise tighten again and repeat.



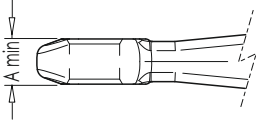
2 - Wear check

ISO TS 20825

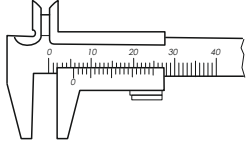


Ø max


Ø int (mm)	Ø max (mm)	A min (mm)
50	51.5	41.5



A min

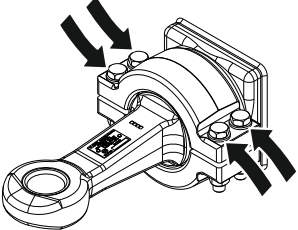


Nm



kgm

Km 1000	Km 5000
Km 2000	Km 6000
Km 3000	Km 7000
Km 4000	Km



Cod.	Nm
OC50FS	180 - 200

NOTE

NOTE

The company V. Orlandi thanks the customers
for choosing this product.

Visit our internet site for information of the
official distributors of the nearest workshop.

www.orlandi.it

Via Quinzano, 3
25020 Flero -BS- Italy
tel. +39-0303582722
fax +39-0303582262
e-mail: orlandi@orlandi.it
http: www.orlandi.it

