

## Tightening torque of shock absorber pivot bolts on INTRA - air suspension series with steel hanger bracket increased to 600Nm

Thanks to the continuous development of the SAF INTRA air suspension system, it can now be used not only in its original distribution area in western Europe, but across the entire European continent and in the countries of the Middle East. In adjusting the tightening torques to 600 Nm, we have now taken account of the influence of the different operating conditions and the different manufacturing and assembly processes of our end customers.

The unit thus remains maintenance-free in general, and therefore also cost-efficient to maintain.

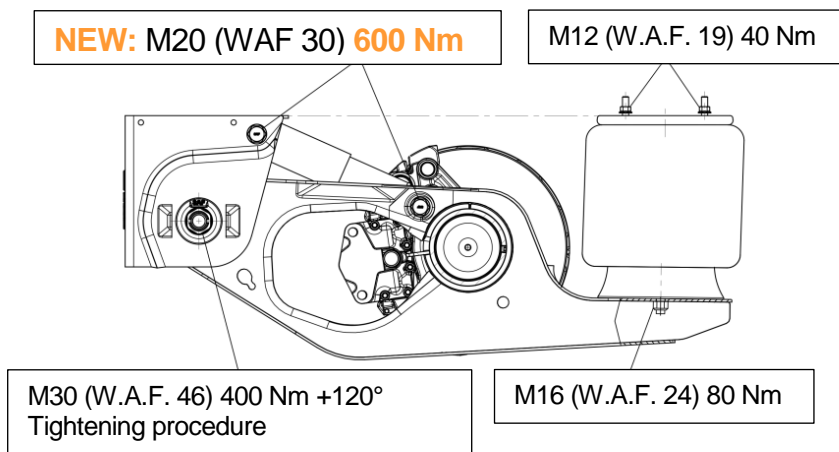
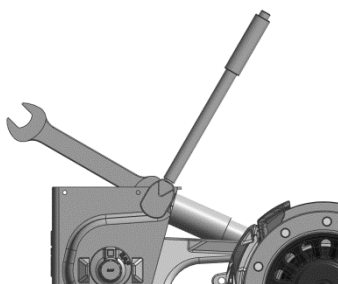


Fig. 1: SAF INTRA with steel hanger bracket

### Suitable tightening methods:

- Pre-tighten to 300Nm + 120°, check torque at 600Nm
  - Tighten to 600Nm with torque wrench
- It is necessary to hold counterpart in place.



2 corners = 120°



Fig. 2: Tightening method

The tightening torques and inspection intervals for this pivot bolt are **the same** for both hanger brackets made of stainless steel, and hanger brackets made of aluminium:

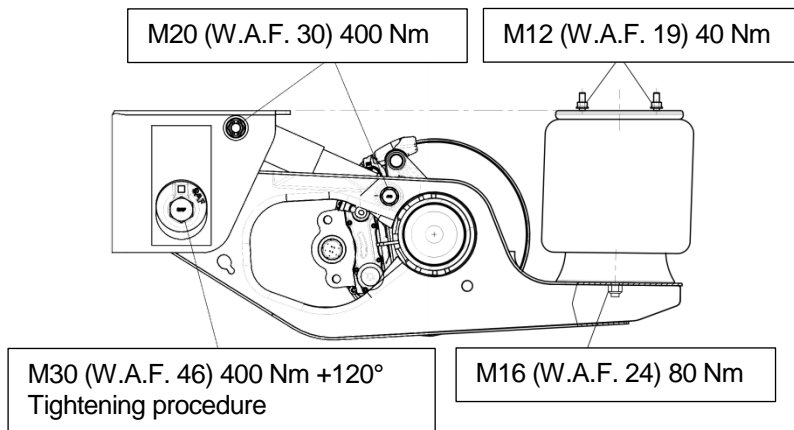


Fig. 3: SAF INTRA with aluminium or stainless steel hanger bracket

Pivot bolts on aluminium or stainless steel hanger brackets are not maintenance-free!  
Inspect after the first 500 km, and then every 6000 km, using a reference torque of 400 Nm.

Please note:

The max. thickness of the surface coating on contact areas (joints) of the functional suspension arm and shock absorber pivot bolts must not exceed **45 µm!**