


CBXu & CBXy Series

The CBXu and CBXy Suspensions Deliver
Durability in a Lightweight System
for Low Profile Trailer Applications



*Featuring Haldex
Calipers and Actuators*



CBXu Series Underslung Air Suspension Axle System

The CBXu and CBXy suspensions deliver durability in a lightweight system for low profile on- and off-highway trailer applications. Models with capacities of 23,000, 25,000 and 30,000 lbs. are available for drop-decks, lowboys and low profile specialty trailers. Models are available with ride heights ranging from 6 to 12 inches.


CBX models are equipped with SAF 5.75" diameter axles for increased stiffness, even tire tread wear and reduced weight. The CBU and CBy models with 5" SAF axles allow smaller drum brake configurations for low profile applications that require 17.5" and 19.5" wheel sizes.



SUPERIOR CORROSION PROTECTION

BLACK ARMOUR® IS STANDARD WITH AEROBEAM

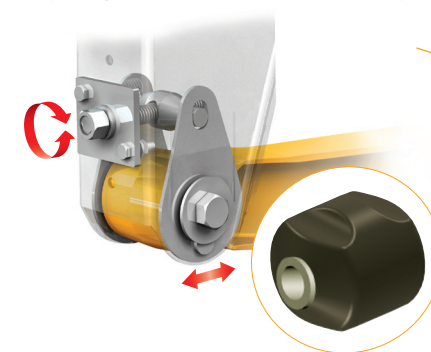
ECO-FRIENDLY



Optional parallel spindles


Swing Align™

The industry's fastest, most convenient and least expensive axle alignment system. Requires no replacement parts or disassembly. Axle alignment is achieved by direct adjustment of the lead screw, requiring less than 250 ft. lbs. of torque.



Multi-Functional Pivot Bushing

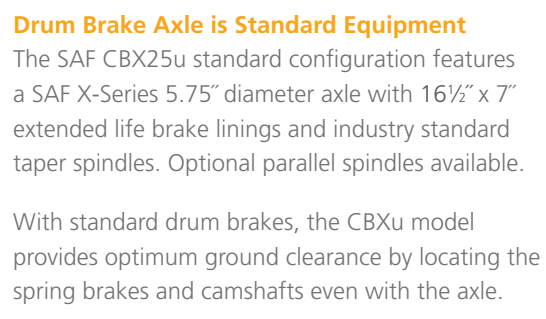
A more robust bushing with exterior void design limits the twisting movement that could lead to premature bushing and tire wear.



Drum Brake Axle is Standard Equipment

The SAF CBX25u standard configuration features a SAF X-Series 5.75" diameter axle with 16½" x 7" extended life brake linings and industry standard taper spindles. Optional parallel spindles available.

With standard drum brakes, the CBXu model provides optimum ground clearance by locating the spring brakes and camshafts even with the axle.



CBXu SERIES



**LIGHTWEIGHT DURABILITY
FOR LOW PROFILE TRAILERS**

The CBX25/30 Model is Rated for 30,000 lbs. of Load Carrying Capacity at Creep Speed*

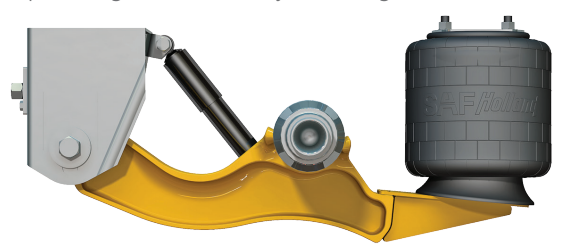
The CBX25/30 is specifically designed to address additional load transfer to the primary suspensions when lift axles are raised, typically encountered in tight maneuvering situations. The CBX25/30 delivers the additional load capacity through a larger air spring.

* Creep speed is defined as 5 mph or less.



Lightweight Cast Steel Trailing Arm Beam Design

Cast beam design meets the demand for durability while providing a low overall system weight.



OPTIONAL P89 Series AIR DISC BRAKES



Two Model Choices to Meet your Fleet's Specific Needs

The P89 model at a price point that makes sense for fleets of any size. And, the P89 Plus for premium performance. Disc brakes simply provide better performance than drum brakes. They stop shorter for increased safety and reduced maintenance for lower total cost of ownership.


CBXY Series

Integrated Yoke Mount Suspension Axle System


The Industry's First Integrated Yoke Mount Suspension Axle System For Low Profile Lowboy Trailer Applications

Designed to work in conjunction with the low profile CBXu underslung model, the CBXY includes the same proven CBX feature benefits you have come to depend on. The cast steel yoke mount beam provides strength in a lightweight design and BLACK ARMOUR® provides the ultimate in corrosion protection. The SAF 5.75" diameter axle comes with the P89 Series air disc brakes or drum brake wheel end packages.

MODEL CAPACITIES
25,000 lbs. CBX25y
30,000 lbs. CBX25/30y*
* The CBX25/30y is rated for 30,000 lbs. of load carrying at creep speed. Creep speed is defined as 5 mph or less.



Available with P89 Series air disc brake or drum brake wheel end packages with industry standard tapered spindles or optional parallel spindles.




Smaller drum brake configurations are available with the CBU and CBy suspension models.

Optional P89 Series Air Disc Brakes

**INDUSTRY LEADING
AIR DISC BRAKE
WARRANTY**

See XL-AS11002WC warranty statement for complete details.




**Proven Design Quality
with Genuine Value**

All the benefits you expect from the world's leading trailer axle disc brake supplier, at a price point that makes sense for commercial fleets of all sizes.

Featuring:

- Heavy-duty vented rotor • Haldex calipers and actuators • Premium matched set bearings
- Parallel or taper spindle • 5-Year warranty
- Optional P89 PSP7 wheel end package 7-year warranty (see warranty for complete details)



**Premium Performance Maintenance
Free Design**

Featuring the legendary INTEGRAL® rotor/hub and premium sealed bearings for reduced maintenance.

Featuring:

- INTEGRAL® rotor • Long-life sealed bearings
- Premium brake chambers • Haldex calipers and actuators • Robust parallel spindle
- Premium spindle nuts
- 7-Year warranty

OPTIONAL Tire Pilot™ Plus

Optional Tire Pilot™ Plus not only controls pressure through inflation, but also maintains equal pressure across all wheels and features high pressure relief for overinflated tires. The robust design sets it apart from competitive designs with durable components.

- Diamond knurled hose connections at both hubcaps and tire valve ends allow installation and replacement without a wrench.
- The stainless steel air hose connections are ported through the sides of the hubcap and are protected
- System warning light alerts the driver only when there is a need to immediately seek service.

**The Tire Pilot™ Plus System
is now electronically
controlled for enhanced
fuel economy and tire life.**



CBXu & CBXy Series Specifications

CBXu, CBu, CBXy & CBy		
FEATURES	STANDARD	OPTIONS
Ride Heights	6", 7", 8", 9", 10" & 12"	NA
Swing Align™	•	
Fully Assembled	•	
Height Control Valve with Dump		•
Height Control Valve without Dump		•
Air Springs with 1/4" Ports	•	

STANDARD DRUM BRAKE AXLE			CBXu, CBu, CBXy & CBy		
FEATURES		STANDARD	OPTIONS		
Axle Track		71½"	75½", 77½", 81½", 83½"***		
Spindle		Tapered	Parallel		
Drum Brakes**	CBXu & CBXy with 5.75" Dia. Axle	16½" x 7"	16½" x 8⅝"		
	CBu & CBy with 5" Dia. Axle	12¼" x 7½"			
Extended Life Linings	CBXu & CBXy	SAF Std. 20K & 23k Available	931-162		
	CBu & CBy	20k & 23K	NA		
Tire Inflation Prep	Drilled & Tapped Only		•		
	Tire Pilot Plus™		•		
Cambered Axle			•		
Cam Enclosures			•		
Dust Shields			•		
SAF SC5 Wheel End Package (5-Year System)			•		
SAF SC7 Wheel End Package (7-Year System)			•		

OPTIONAL DISC BRAKE AXLE WITH P89 SERIES			CBXu, CBu, CBXy & CBy		
FEATURES		STANDARD	OPTIONS		
Axle Track		71½"	75½", 77½", 81½", 83½"***		
Spindle		P89			
Fully Dressed with ABS Sensors Installed		•	NA		
Cambered Axle			•		
Dust Shields		•			
Stud Length		Long	Short		
Tire Inflation Prep:	Drilled & Tapped Only		•		
	Tire Pilot™ Plus		•		
Wheel Size		22½"	24½"		

* All 25/30 models are rated for on-highway operation and 30,000 lbs. of load carrying at creep speed. Creep speed is defined as 5 mph or less.
** Other brake configuration available. Contact Trailer Applications Engineering.
*** Other axle tracks available upon request.

THE CBu AND CBy MODELS MEET THE NEED FOR WHEEL/ BRAKE CONFIGURATIONS SMALLER THAN THE INDUSTRY STANDARD 22.5" WHEELS



For low profile trailer applications that require 17.5" and 19.5" wheel sizes, the SAF CBu and CBy suspension models accommodate 12.25" x 7.5" drum brake packages. The CB models feature industry standard tapered spindles. Optional parallel spindles also available.


SYSTEM	CBX23	CBX25	CBX25/30
Undressed Drum Brake Axle (16.5" x 7" braked axle only – no slack adjusters or brake actuators)	558 lbs.	564 lbs.	608 lbs.
Dressed Drum Brake Axle (Includes steel hubs/drums, bearings, oil, slack adjusters and brake actuators)	912 lbs.*	918 lbs.*	962 lbs.*
P89 Disc Brake Axle	965 lbs.	971 lbs.	1,012 lbs.

*Optional lightweight dressed drum brake wheel ends available - 78 lbs. lighter.

Applications

Versatile CBXu and CBXy Underslung Fixed Frame Series Suspensions are performance proven for specialty trailer applications.

- Drop Decks
- Low Boys
- Specialty Vans
- Moving Vans
- Chip Hauler
- Livestock
- Dry Bulk
- Auto Haulers



SAF CBX fixed frame suspension models are available for top mount trailer applications.

(See brochure XL-AS20025SL)



Engineering Your Road to Success

The SAF-HOLLAND® Group is one of the leading international manufacturers of suspension-related assemblies and components for trailers, trucks and buses. Our innovative products increase the efficiency, safety and environmental friendliness of commercial vehicles, contribute to the success of our customers. With around 5,500 employees worldwide, we are at the forefront of shaping the future of the transportation industry.



Trailer Axles and
Suspension Systems



Coupling and Lifting
Technologies



Brake Solutions and
Air Valve Technologies



Suspensions and Components
for Commercial Vehicles



Suspensions for
Trucks and Buses



Trailer
Telematics



V. ORLANDI
Coupling and Lifting
Technologies



Trailer Axles and
Suspensions Systems

safholland.com

SAF-HOLLAND, Inc.
Tel 800.876.3929

SAF-HOLLAND Canada Limited
Tel 519.537.3494
Western Canada 604.574.7491

SAF-HOLLAND Mexico
Tel 52.55.5456.8641