



FIFTH WHEEL

SERVICE BULLETIN



IMPORTANT FleetMaster (XA-201) Component Information

September 1, 1999

In September 1999, the operating mechanism of the Holland FleetMaster (XA-201) fifth wheel was updated with a number of new improvements to enhance the performance of the fifth wheel. All FleetMaster fifth wheels manufactured after 9-1-99 will contain these new components which consist of a new hinged lock; locking plunger; cam arm; release arm and spring; release handle; and wedge spring. FleetMaster rebuild kits manufactured after September 1999 will include these new parts.



WARNING

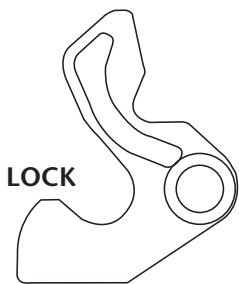
Always use ALL required rebuild kit parts when rebuilding a fifth wheel. **DO NOT** substitute other/used parts. Improper part combinations can cause product malfunctions.

LOCK SET COMPONENTS

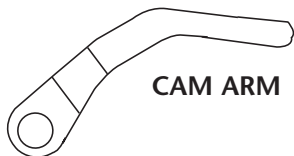
The new lock set components can be installed in any FleetMaster top plate casting regardless of date of manufacture; however, **INDIVIDUAL LOCK SET COMPONENTS ARE NOT INTERCHANGEABLE WITH PREVIOUS VERSIONS AND MUST BE INSTALLED AS A COMPLETE SET.** When rebuilding a FleetMaster fifth wheel, carefully follow the rebuild kit instructions. All previous lock set components must be removed and discarded and replaced with ALL new components (see figure below for identification of key lock set components).

To help identify **new lock set components**, a number "3" has been forged into each key lock set component and is located as shown in the chart below.

GENERATION I



LOCK

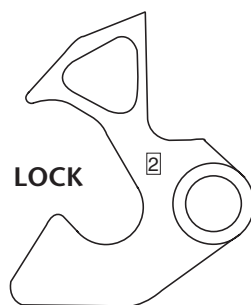


CAM ARM

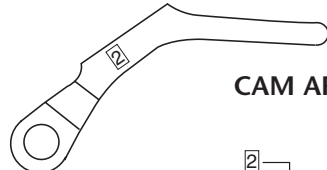


PLUNGER

GENERATION II



LOCK



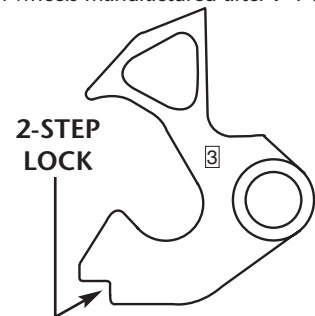
CAM ARM



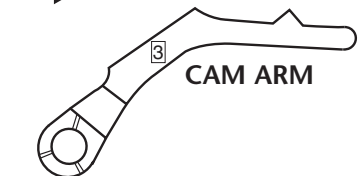
PLUNGER

GENERATION III

(Fifth wheels manufactured after 9-1-99)



2-STEP LOCK



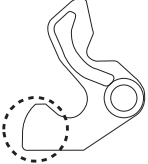
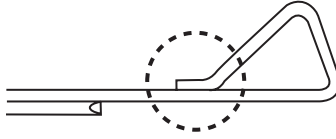
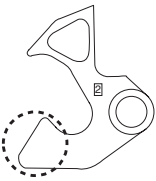
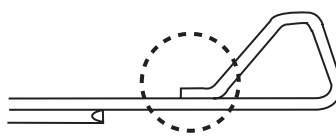
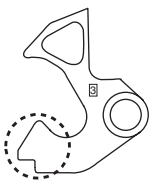

CAM ARM



2-STEP PLUNGER

HANDLE COMPONENTS

Handle replacement kits are available for all FleetMaster fifth wheels, but like the lock set components, must be compatible with the fifth wheel locking mechanism design. Use the table below to identify your fifth wheel lock and handle design, then choose the corresponding handle kit.

	LOCK	HANDLE	HANDLE REPLACEMENT KITS	
			LEFT HAND RELEASE	RIGHT HAND RELEASE
GEN. I			RK-09429	RK-09555
GEN. II				
GEN. III			RK-09557	RK-09556

Copyright © November 2002 • The Holland Group, Inc.

Holland USA, Inc. Facilities:

Denmark, SC Muskegon, MI
 Dumas, AR Warrenton, MO
 Holland, MI Wylie, TX

Ph: 888-396-6501 Fax: 800-356-3929

Holland International, Inc.

Holland, MI
 Phone: 616-396-6501
 Fax: 616-396-1511

Holland Hitch of Canada, Ltd.

Woodstock, Ontario • Canada
 Phone: 519-537-3494
 Fax: 800-565-7753

Holland Equipment, Ltd.

Norwich, Ontario • Canada
 Phone: 519-863-3414
 Fax: 519-863-2398

Holland Hitch Western, Ltd.

Surrey, British Columbia • Canada
 Phone: 604-574-7491
 Fax: 604-574-0244