




MARK V[®]

The Landing Gear that Exceeds the Standards
for Strength, Durability, and Ease of Lift



HOLLAND MARK V[®] Series

Landing Gear

INDUSTRY-LEADING STANDARD FEATURES

Heavy-Duty Gearbox

- Gearbox with low-temperature premium lube rated for service for -65°F to 225°F

Double-D Crank Handle Connection

- Shaft with double-D end means a stronger more stabilized cranking connection

Large 5 1/8" Square Upper Tube Housing

- Large size tube with radius corners provides maximum strength to meet heavy-duty application demands

Heavy-duty One Piece Inner Tube

- One piece inner tube for maximum strength when the leg is in the extended position



Black Armour Metal Treatment

- Treatment process, unlike paint or powder coating, means the ultimate in corrosion protection with no rust creep

HEAVY-DUTY MARK V SPECIFIC FEATURES

46,000 lb. Side Load Capacity

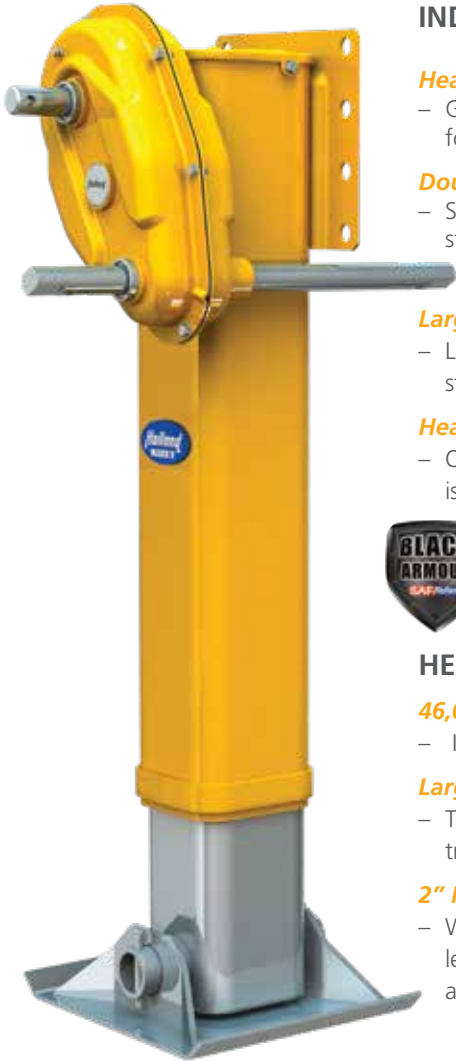
- Industry's largest available side load rating

Large heavy-duty tapered mounting plate

- Tall tapered plate provides increased strength for severe-duty trailer applications

2" Reinforcement Collar

- Wider 2" collar around the bottom of the upper leg tube aids structural integrity for severe-duty applications when the leg is extended



MARK V[®]

SIDE LOAD CAPACITY 32,000 LBS.



GEARING

2.5 Turns Per Inch - High Gear
33.7 Turns Per Inch - Low Gear

WEIGHT 150 lbs.

(17" Travel, RCF, MRL,
Reverse Shafts)

NOTE: Weight measurements are less hardware.


All specified capacities are tested in accordance with AAR M-931.

CAPACITIES

62,500 lbs. Lift Capacity
(100 ft./lbs. Input Torque)
200,000 lbs. Load Capacity
32,000 lbs. Side Load

MARK V[®] HEAVY-DUTY

SIDE LOAD CAPACITY 46,000 LBS.



GEARING

2.5 Turns Per Inch - High Gear
33.8 Turns Per Inch - Low Gear

WEIGHT 176 lbs.

(17" Travel, RCF, MRL,
Reverse Shafts)


NOTE: Weight measurements are less hardware.

All specified capacities are tested in accordance with AAR M-931.

CAPACITIES

62,500 lbs. Lift Capacity
(100 ft./lbs. Input Torque)
200,000 lbs. Load Capacity
46,000 lbs. Side Load Capacity

Built-In Durability for Robust Performance



Heavy-Duty Thrust Bearings

Maintains smooth elevating screw and bevel gear operation. Heavy-duty MARK V® model utilizes tapered roller bearings.

Double Lead Elevating Screw

1-5/8" diameter, rolled threads for added strength and smooth lift.

Riser Nut with Deep Grease Reservoir

Abundant grease source means constant lubrication of the elevating screw.

A Durable Ductile Gears

Three large, in-line, heat-treated ductile iron spur gears for robust performance.

Powdered Metal Shaft Bushings

Self-lubricating shaft bushings for increased service life.

Shaft Seals (standard)

All driveshaft and crankshaft bushings include shaft seals to prevent water, dirt and other contaminants from entering the gearbox and upper leg.

Optional Features

NoLube™

NoLube™ provides a sealed system resulting in maximum component lubrication. NoLube™ technology protects your investment and lowers maintenance time and costs through the application of high-quality seals and an encased elevating screw surrounded with lubricant to provide consistent performance and easy operation for years to come.

10-Year NoLube™ options available. See new warranty upgrade information.

OPTIONAL SEALED GREASE TUBE

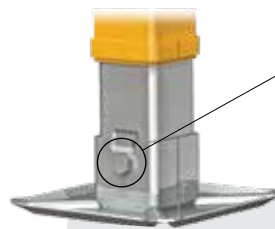
Completely surrounding the elevating screw is a sealed grease tube so that when the legs are raised or lowered, the screw receives a fresh coating of grease.



Optional RCF (Removable Cushion Foot)

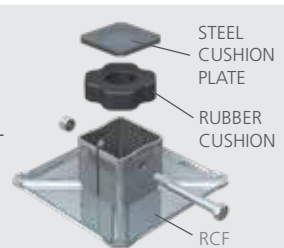
HOLLAND MARK V® landing gear are available with an optional, patented removable cushion foot (RCF). A proven, innovative landing gear foot that has won the respect and recognition of our industry.

The RCF footwear option utilizes a heavy-duty rubber cushion that absorbs 50% more shock than conventional footwear.



The RCF feature allows easy removal of a damaged foot by simply extracting a single bolt. No cutting or welding is required.

RCF technology simply transmits the shock from the entire load in compression from steel-to-rubber-to-steel. That means reduced wear and damage to the cargo, trailer, and landing gear.



STANDARD 5-YEAR WARRANTY OR EXTENDED 10-YEAR WARRANTY

HOLLAND MARK V® and MARK V® HD models are available with standard or premium warranty options.







5-Year warranty covers defects in materials and workmanship.

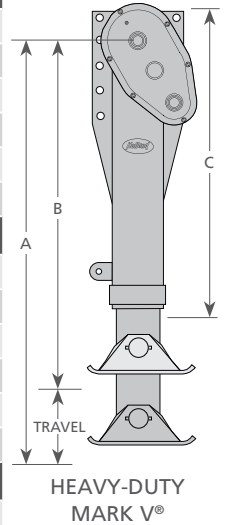
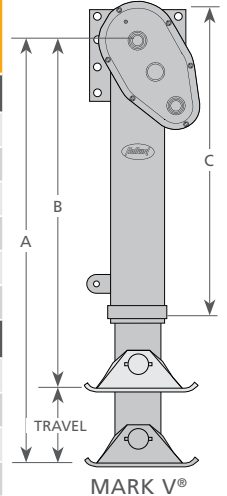
The 10-Year NoLube™ feature also reduces your maintenance bottom line and covers unexpected repairs and associated costs, unless the product is altered or damaged.

Recommended protection practices for your HOLLAND landing gear include routine greasing at 6 month intervals. After 10 years of operation, HOLLAND legs with the 10-Year NoLube™ feature, require routine greasing every 6 months.

NOTE: See warranties for details
For 5-year warranty see XL-LG20045WC
For 10-year warranty see XL-LG123-01

MARK V® Specifications

MARK V®					H.D. MARK V®			
DIMENSIONS	TRAVEL	EXTENDED LENGTH (A)	RETRACTED LENGTH (B)	UPPER LEG (C)	TRAVEL	EXTENDED LENGTH (A)	RETRACTED LENGTH (B)	UPPER LEG (C)
SELF LEVELING FOOT								
 FOOT CODE - 01	12.5"	37.0"	24.5"	25.1"	12.5"	37.1"	24.6"	25.9"
	13.5"	41.3"	27.8"	25.9"	13.5"	41.4"	27.9"	27.4"
	15.0"	44.3"	29.3"	27.4"	15.0"	44.4"	29.4"	28.9"
	16.5"	47.3"	30.8"	28.9"	16.5"	47.4"	30.9"	30.0"
	17.6"	49.5"	31.9"	30.0"	17.6"	49.6"	32.0"	31.1"
	18.7"	51.8"	33.1"	31.1"	18.7"	51.9"	33.2"	32.4"
SAND SHOE								
 FOOT CODE - 05	9.9"	37.9"	28.0"	25.1"	9.2"	37.9"	28.7"	25.9"
	13.5"	42.2"	28.7"	25.9"	12.0"	42.2"	30.2"	27.4"
	15.0"	45.2"	30.2"	27.4"	13.5"	45.2"	31.7"	28.9"
	16.5"	48.2"	31.7"	28.9"	15.4"	48.2"	32.9"	30.0"
	17.6"	50.5"	32.9"	30.0"	16.6"	50.5"	34.0"	31.1"
	18.7"	52.7"	34.0"	31.1"	17.4"	52.7"	35.3"	32.4"
LOW PROFILE SAND SHOE								
 FOOT CODE - 13	9.9"	35.4"	25.5"	25.1"	9.2"	35.4"	26.2"	25.9"
	13.5"	39.7"	26.2"	25.9"	12.0"	39.7"	27.7"	27.4"
	15.0"	42.8"	27.7"	27.4"	13.5"	42.8"	29.2"	28.9"
	16.5"	45.7"	29.2"	28.9"	15.4"	45.7"	30.3"	30.0"
	17.6"	48.0"	30.4"	30.0"	16.5"	48.0"	31.5"	31.1"
	18.7"	50.2"	31.5"	31.1"	17.4"	50.2"	32.8"	32.4"
WEIGHT SAVER								
 FOOT CODE - 15	9.9"	37.2"	27.3"	25.1"	9.5"	37.2"	28.0"	25.9"
	13.5"	41.5"	28.0"	25.9"	12.0"	41.5"	29.5"	27.4"
	15.0"	44.5"	29.5"	27.4"	13.5"	44.5"	31.0"	28.9"
	16.5"	47.5"	31.0"	28.9"	15.4"	47.5"	32.1"	30.0"
	17.6"	49.7"	32.1"	30.0"	16.6"	49.7"	33.2"	31.1"
	18.7"	52.0"	33.3"	31.1"	17.4"	52.0"	34.6"	32.4"
HEAVY-DUTY SAND SHOE								
 FOOT CODE - 12	9.9"	37.4"	27.5"	25.1"	9.2"	37.4"	28.2"	25.9"
	13.5"	41.7"	28.2"	25.9"	12.0"	41.7"	29.7"	27.4"
	15.0"	44.7"	29.7"	27.4"	13.5"	44.7"	31.2"	28.9"
	16.5"	47.7"	31.2"	28.9"	15.4"	47.7"	32.3"	30.0"
	17.6"	49.9"	32.3"	30.0"	16.6"	50.0"	33.4"	31.1"
	18.7"	52.2"	33.5"	31.1"	17.4"	52.2"	34.8"	32.4"
REMOVABLE CUSHION FOOT					CUSHION FOOT			
 FOOT CODE - 24	10.3"	36.8"	26.5"	25.1"	11.8"	38.5"	26.7"	25.9"
	13.5"	41.1"	27.6"	25.9"	13.5"	42.8"	29.3"	27.4"
	15.0"	44.1"	29.1"	27.4"	15.0"	45.8"	30.8"	28.9"
	16.5"	47.1"	30.6"	28.9"	16.5"	48.8"	32.3"	30.0"
	17.6"	49.3"	31.7"	30.0"	17.6"	51.1"	33.5"	31.1"
	18.7"	51.5"	32.8"	31.1"	18.7"	53.3"	34.6"	32.4"



SAND SHOE AXLE CODES
Hollow Axle - 1
Solid Axle - 3

NOTE: MARK V & Heavy-Duty MARK V technical dimensions and ordering code can be found in the HOLLAND Landing Gear Parts Manual (XL-LG11389PM).

Engineering Your Road to Success

The SAF-HOLLAND® Group is one of the leading international manufacturers of suspension-related assemblies and components for trailers, trucks and buses. Our innovative products increase the efficiency, safety and environmental friendliness of commercial vehicles, contribute to the success of our customers. With around 5,500 employees worldwide, we are at the forefront of shaping the future of the transportation industry.



Trailer Axles and
Suspension Systems



Coupling and Lifting
Technologies



Brake Solutions and
Air Valve Technologies



Suspensions and Components
for Commercial Vehicles



Suspensions for
Trucks and Buses



Trailer
Telematics



Coupling and Lifting
Technologies



Trailer Axles and
Suspensions Systems

safholland.com

SAF-HOLLAND, Inc.
Tel 800.876.3929

SAF-HOLLAND Canada Limited
Tel 519.537.3494
Western Canada 604.574.7491

SAF-HOLLAND Mexico
Tel 52.55.5456.8641